

PLASMA CUTTING RANGE

PRESTOJET 25i · PRESTOJET 60 · PRESTOJET 100



SAF-FRO

CHOOSE SAF-FRO FOR CLEAN, EFFICIENT AND COST-EFFECTIVE PLASMA CUTTING



VALUE FOR MONEY

Cut through any conductive material in seconds.

Choose a model just right for your typical material thickness. Our plasma cutters are as good as the best in Class, with prices far below competitors (the machine as well as the consumable parts).

PRESTOJET 25i – portable, flexible cutting power up to 10 mm, powered from a standard 230V input supply, ideal for work on site.

PRESTOJET 60 & 100 – high performance plasma cutting machines, built to handle harsh environmental conditions, suitable for operation on site with a generator or within a workshop environment.

Up to 25 mm mild steel (PRESTOJET 60) and up to 40 mm mild steel (PRESTOJET 100).

ALL MACHINES

BUILT FOR THE HEAVIEST INDUSTRIAL CONDITIONS

Developed and tested under the hardest conditions (TRUE HD) to grant the reliability you need.

- PCB board made in Lincoln Electric Company
- Fully encapsulated and vertically mounted
- Capable of surviving the harshest testing conditions
- Varnished and potted electronic boards



IP TEST



CLIMATE TEST



VIBRATION TEST



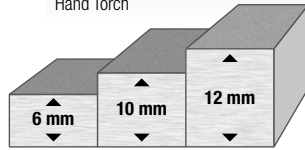
DUST TEST



DROP TEST



CUT PERFORMANCE – MILD STEEL
Hand Torch

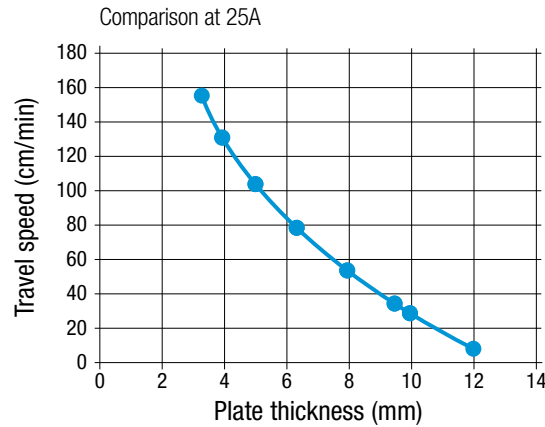


Recommended	Maximum	Severance
Rated Cut @ 0,47 m/min	Maximum Cut @ 0,2 m/min	Sever Cut @ 0,11 m/min

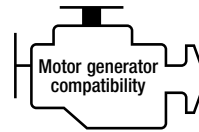
PRESTOJET 25i

- Flexible: only 230 V input required.
- High performance: innovative advanced electrode and nozzle design.
- Robust: long life compressor.
- Portable: only 18,5 kg, small and compact.
- Different materials: mild steel, stainless steel, aluminium and many more.
- Concentrated plasma stream: less heat input, less distortion.
- Internal compressor or external.

PERFORMANCE



●● PRESTOJET 25i
external compressed air



PRESTOJET 25i MOTOR GENERATOR COMPATIBILITY:

- minimum power 4kW
- Vac peak voltage: below 410V.
- RMS voltage of the AC waveform: 230Vac ± 10%.

INTERNAL COMPRESSOR OR EXTERNAL AIR



SPECIFICATION

Product	Item Number	Primary Voltage (50-60Hz)	Rated Output	Cutting Capacity (mm)	Flow Rate	Inlet Pressure	Output Range (A)	Weight (kg)	Dimensions HxWxD (mm)
PRESTOJET 25i	W000404423	230V/1Ph	25A/90V/35% 20A/88V/60% 15A/86V/100%	10	80l/min +/- 20%@5,0bar	6,0 bar	10-25	18,5	385 x 215 x 480

PROCESSES
· Plasma cutting

APPLICATIONS
On site maintenance
Service tasks
Small construction sites
General installations
Air ducting installation (HVAC)
Demolition work
Rental

INPUT



OUTPUT



Unit includes

- 2 m input cable with 16A plug
- Mounted 3 m hand cutting torch
- Ground clamp and cable
- Air connection kit
- Cutting torch consumables kit



www.lincolnelectric.com/green

PROCESSES

- Plasma cutting (all)
- Plasma gouging
- Grid Mode

TYPE OF GAS

- Air compressed
- Nitrogen

APPLICATIONS

- On site maintenance
- Service tasks
- Small construction sites
- General installations
- Air ducting installation (HVAC)
- Demolition work
- Rental

INPUT

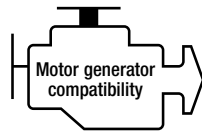


OUTPUT



Unit includes

- 2 m-input cable
- 7,5 m-hand cutting torch
- Ground clamp and cable
- Air connection kit
- Cutting torch consumables kit

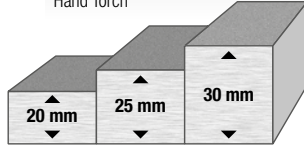


MOTOR GENERATOR COMPATIBILITY:

- minimum power 9,2kW (PRESTOJET 60), 18kW (PRESTOJET 100)
- AC waveform peak voltage below 700V.
- RMS voltage of the AC waveform is always equal to 400Vac ±15%.

PRESTOJET 60

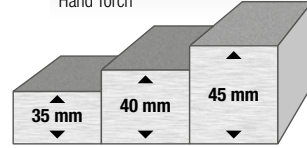
CUT PERFORMANCE – MILD STEEL
Hand Torch



Recommended	Maximum	Severance
Rated Cut @ 0,5 m/min	Maximum Cut @ 0,3 m/min	Sever Cut @ 0,18 m/min

PRESTOJET 100

CUT PERFORMANCE – MILD STEEL
Hand Torch

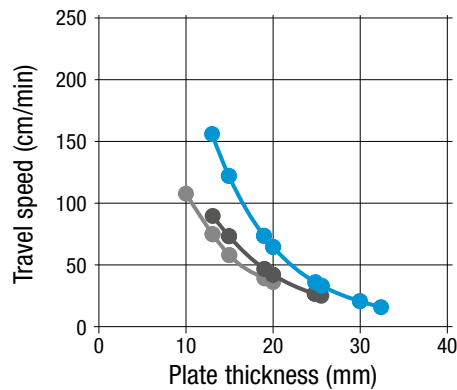


Recommended	Maximum	Severance
Rated Cut @ 0,38 m/min	Maximum Cut @ 0,32 m/min	Sever Cut @ 0,18 m/min

PERFORMANCE

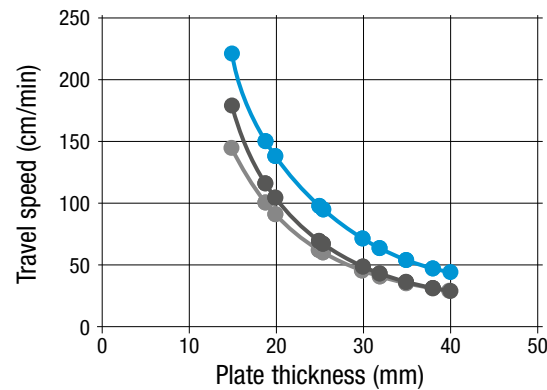
PRESTOJET 60 with LC65

Comparison at 60A



PRESTOJET 100 with LC105

Comparison at 100A



● Aluminium ● Mild ● Stainless

SPECIFICATION

Product	Item Number	Primary Voltage (50-60Hz)	Rated Output	Cutting Capacity (mm)	Piercing Capacity (mm)*	Flow Rate	Inlet Pressure	Output Range (A)	Weight (kg)	Dimensions HxWxD (mm)
PRESTOJET 60	W000403594	400V/3Ph	60A/40% 40A/100%	25	Max. 12	130l/min +/- 20%@5,0bar	6,0 bar	20-60	22	389 x 247 x 489
PRESTOJET 100	W000403596		100A/40% 60A/100%	40	Max. 20	280l/min +/- 0%@5,0bar	7,0 bar	20-100	36	455 x 301 x 618

PRESTOJET 60 & 100

- Starting: innovative advanced arc starting without HF.
- Performance: innovative advanced electrode and nozzle design.
- Longer lifetime: innovative advanced design increases lifetime of consumables.
- Faster: higher travel speeds and plate thickness.
- Flexible: multiple torch configurations.
- Different materials: mild steel, stainless steel, aluminium and many more.
- Concentrated plasma stream: less heat input, less distortion.
- Torch Connection – central connector, 9-pin.
- Stepless current control.
- Remote kit (optional) that allows the unit to receive an external ON-OFF trigger for mechanized processes (only for PRESTOJET 100).

AS GOOD AS THE BEST IN CLASS, WITH PRICES FAR BELOW



KEY OPTIONS

		PRESTOJET 25i	PRESTOJET 60	PRESTOJET 100
Product Number		W000404423	W000403594	W000403596
Air Filter LAF1250	W88X1456A	•	•	•
Filter Cartridge	W8800117R	•	•	•
Cutting circle	W0300699A	•	•	•
Undercarriage	W0200002	•		
Undercarriage	K2694-1		•	•
Remote Control	K12049-1			•
Remote Control Kit	W05X1086A			•
Bevel Tool	W03X0893-119A		•	•

TORCHES

		PRESTOJET 25i	PRESTOJET 60	PRESTOJET 100
Product Number		W000404423	W000403594	W000403596
LC25 (Hand)	PTH-C25A-SL-3MR	•		
LC65 (Hand)	PTH-061A-CX-7M5A		•	
	PTH-061A-CX-15A		•	
LC65M (Machine)	PTM-061A-CX-7M5A		•	
	PTM-061A-CX-15A		•	
LC105 (Hand)	PTH-101A-CX-7M5A			•
	PTH-101A-CX-15A			•
LC105M (Machine)	PTM-101A-CX-7M5A			•
	PTM-101A-CX-15MA			•

UNDERCARRIAGE

W0200002



UNDERCARRIAGE

K2694-1



AIR FILTER LAF1250

Sub-micron filter for compressed air designed to remove moisture, oils and sprays particles from air compressors, thus providing clean, free of oil and dry air.

W88X1456A

W8800117R (filter cartridge)



BEVEL TOOL

W03X0893-119A



CUTTING CIRCLES (max diam. 820 mm)

W0300699A





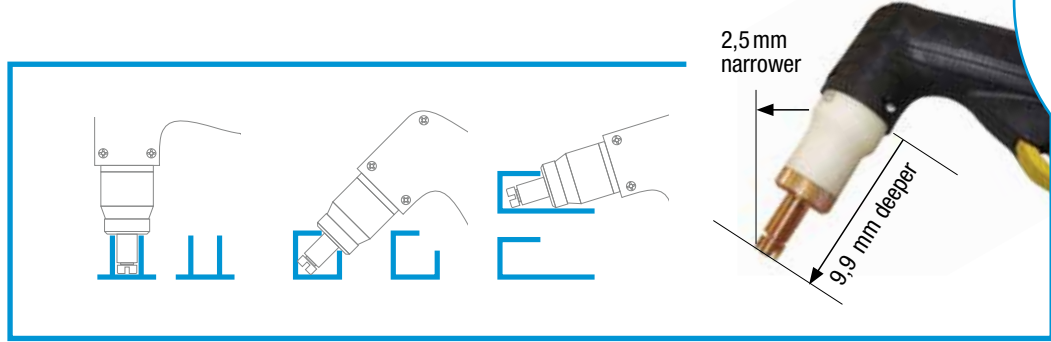
MODERN TORCH TECHNOLOGY

LC65 and LC105

– the new torches with longer life time (running cooler). More cutting thickness, higher speed, standard and grid cutting.

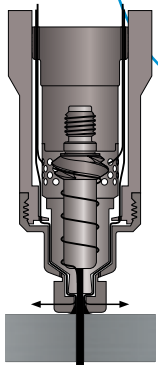
- NO HF
- Small electrode diameter
- High air-flow
- High speed rotating air
- Primary and secondary flow
- Concentrated plasma
- Long life electrodes and nozzles
- Torch Connection –central connector, 9-pin

**ALSO AVAILABLE:
EXTENDED REACH
CONSUMABLES
HELPFUL
FOR CONFINED
SPACES**




For connection equipment /torch the Tomahawk are provided by **CENTRAL CONNECTOR**

**HIGHER TRAVEL
SPEED AND
LONGER LIFE TIME
CONSUMABLES**



LC105 torch design with drag cup



Small diameter Electrode with "screw"

Air-flow through "diagonal" drilled holes in the direction of the "screw"

As a result high speed circular air flow around the electrode

Cooling

Primary Plasma beam in the middle. Secondary air stream with cold air concentrating the Plasma beam

Secondary air-stream cold
Plasma Beam hot

CONTACT OPTION 1	STAND-OFF OPTION 2	GOUGE OPTION 3
Convenient for the operator, simply drag the nozzle on the plate. Well protected nozzle.	Maximum flexibility and visibility of the plasma stream.	Allowing you to gouge different materials.

GOUGING WITH PRESTOJET 60 & 100

Plasma gouging was developed as a tool for weld removal and weld preparation. Back-gouging was used to remove metal from the reverse side of arc-welded joints to eliminate defects and improve strength. Weld defects such as cracks, porosity, and lack of fusion could be gouged out using a plasma torch and then repaired with a new, sound weld.

PRESTOJET 60

Gouging application with manual plasma torch LC65

Material : Mild Steel
Suggested speed : 90 cm/min
Suggested torch inclination: 55° from vertical
Suggested Air pressure : 4,0-4,5 bar
Print on metal piece : 0,066 cm²
Material removal capability : 6 cm³/min.

PRESTOJET 100

Gouging application with manual plasma torch LC105

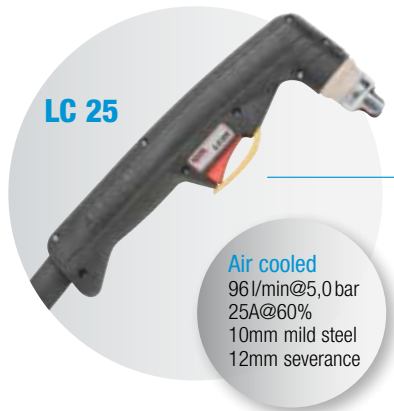
Material : Mild Steel
Suggested speed : 90 cm/min
Suggested torch inclination: 55° from vertical
Suggested Air pressure : 4,0-4,5 bar
Print on metal piece : 0,111 cm²
Material removal capability : 10 cm³/min.

	LC65	LC105
Torch (Hand 7,5 m) (1 pc)	PTH-061A-CX-7M5A	PTH-101A-CX-7M5A
Torch (Hand 15 m) (1 pc)	PTH-061A-CX-15MA	PTH-101A-CX-15MA

10/12 mm

LC 25 (Hand)

LC 25 Hand 3M | PTH-C25A-SL-3MR



Part	Quantity	Reference
Electrode	10	W03X0893-75A
Gas distributor	3	W03X0893-5R
Tip shielded - 25A	10	W03X0893-76A
Shield cap body	1	W03X0893-77A
Spacer 40 - 80A	3	W03X0893-78R



PLASMA-BOX LC25
W03X0893-118A

25/30 mm

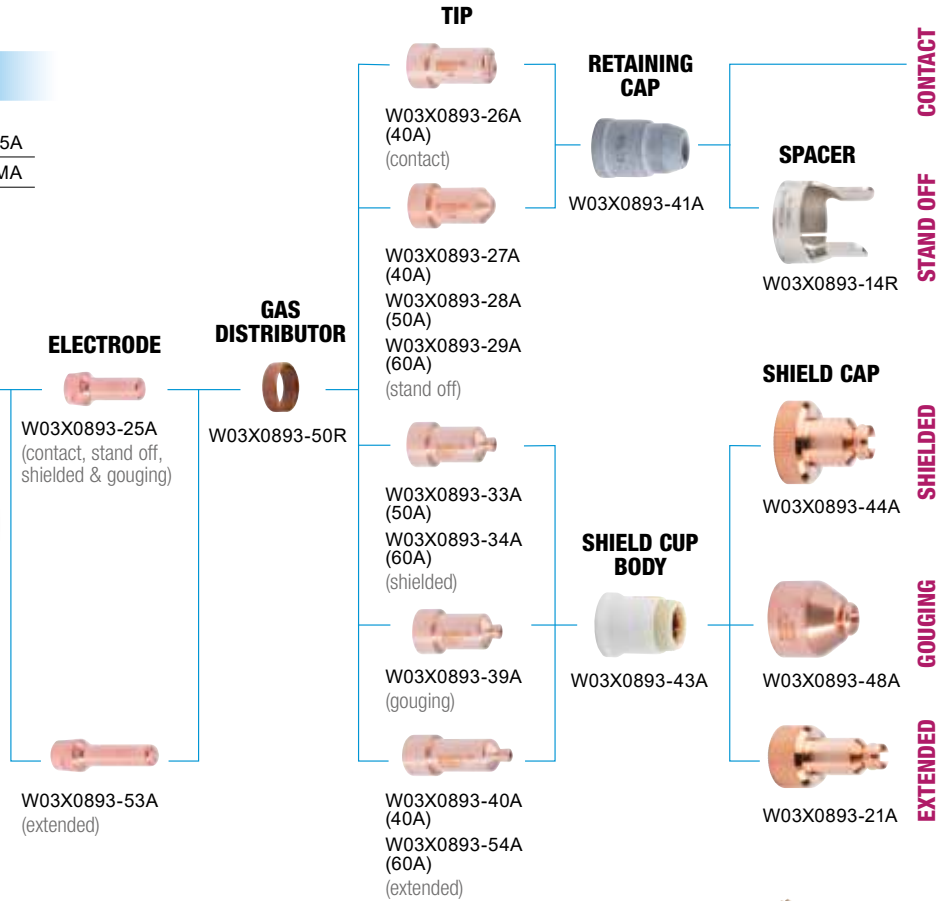
LC 65 (Hand)

LC 65 Hand 7,5M	PTH-061A-CX-7M5A
LC 65 Hand 15M	PTH-061A-CX-15MA



LC 65

Air cooled
130 l/min@5,0 bar
60A@60%
25mm mild steel
30mm severance



Part	Quantity	Reference
Electrode	25	W03X0893-25A
	3	W03X0893-53A
Gas distributor	2	W03X0893-50R
	10	W03X0893-29A
Tip	5	W03X0893-34A
	3	W03X0893-39A
	3	W03X0893-54A
	1	W03X0893-41A
Retaining cap	1	W03X0893-41A
Shield cap body	1	W03X0893-43A
Spacer	1	W03X0893-14R
Shield cap	1	W03X0893-44A
	1	W03X0893-48A
	1	W03X0893-21A
O-ring	2	-
Silicone lubricant for o-ring	1	-



PLASMA-BOX LC65
W03X0893-113A

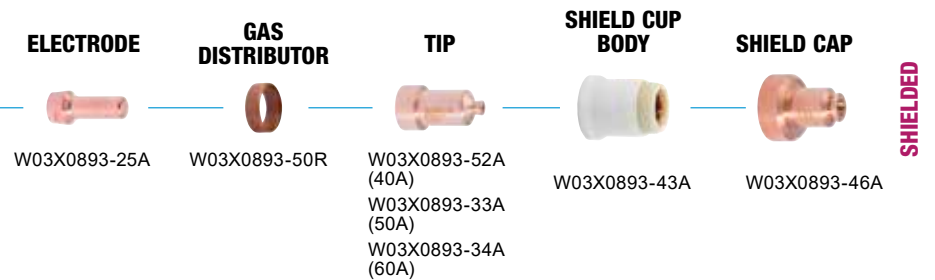
LC 65M (Machine)

LC 65M Machine 7,5M	PTM-061A-CX-7M5A
LC 65M Machine 15M	PTM-061A-CX-15MA



LC 65M

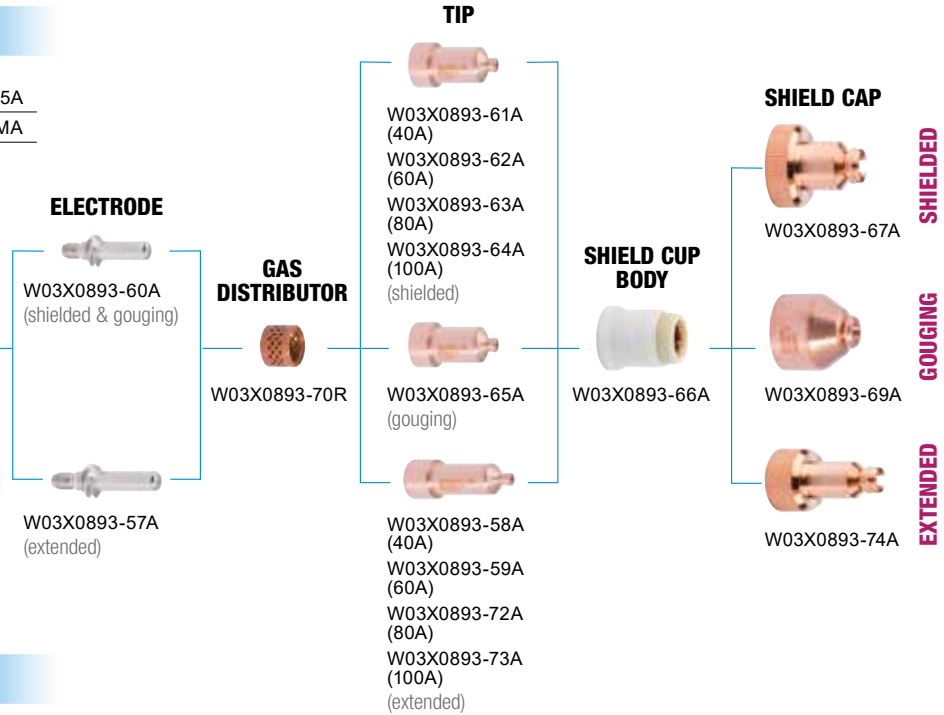
Air cooled
130 l/min@5,0 bar
60A@60%
25mm mild steel
30mm severance



40/45 mm

LC 105 (Hand)

LC 105 Hand 7,5M	PTH-101A-CX-7M5A
LC 105 Hand 15M	PTH-101A-CX-15MA



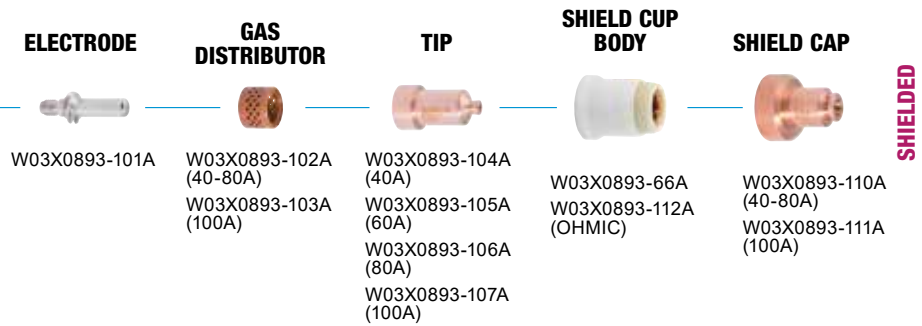
Part	Quantity	Reference
Electrode	20	W03X0893-60A
	3	W03X0893-57A
Gas distributor	2	W03X0893-70R
Tip	5	W03X0893-62A
	15	W03X0893-64A
	5	W03X0893-65A
	3	W03X0893-73A
Shield cap body	1	W03X0893-66A
	1	W03X0893-67A
Shield cap	1	W03X0893-69A
	1	W03X0893-74A
	2	-
O-ring	2	-
Silicone lubricant for o-ring	1	-



PLASMA-BOX LC105
W03X0893-115A

LC 105M (Machine)

LC 105M Machine 7,5M	PTM-101A-CX-7M5A
LC 105M Machine 15M	PTM-101A-CX-15MA



Part	Quantity	Reference
Electrode	20	W03X0893-101A
Gas distributor	1	W03X0893-102A
	2	W03X0893-103A
	5	W03X0893-105A
Tip	10	W03X0893-106A
	20	W03X0893-107A
	1	W03X0893-112A
Shield cap body	2	W03X0893-110A
	2	W03X0893-111A
O-ring	2	-
Silicone lubricant for o-ring	1	-



PLASMA-BOX LC105M
W03X0893-117A



FOOSE

JINCO
ELECTRIC

JINCO
ELECTRIC



www.saf-fro.com

CUSTOMER ASSISTANCE POLICY

The business of Lincoln Electric is manufacturing and selling high quality welding equipment, consumables, and cutting equipment. Our challenge is to meet the needs of our customers and to exceed their expectations. On occasion, purchasers may ask Lincoln Electric for information or advice about their use of our products. Our employees respond to inquiries to the best of their ability based on information provided to them by the customers and the knowledge they may have concerning the application. Our employees, however, are not in a position to verify the information provided or to evaluate the engineering requirements for the particular weldment. Accordingly, Lincoln Electric does not warrant or guarantee or assume any liability with respect to such information or advice. Moreover, the provision of such information or advice does not create, expand, or alter any warranty on our products. Any express or implied warranty that might arise from the information or advice, including any implied warranty of merchantability or any warranty of fitness for any customers' particular purpose is specifically disclaimed.

Lincoln Electric is a responsive manufacturer, but the selection and use of specific products sold by Lincoln Electric is solely within the control of, and remains the sole responsibility of the customer. Many variables beyond the control of Lincoln Electric affect the results obtained in applying these types of fabrication methods and service requirements.

Subject to Change – This information is accurate to the best of our knowledge at the time of printing. Please refer to www.lincolnelectriceurope.com for any updated information.